

DhanlaxmiBank



DHANLAXMI BANK LIMITED.

Registered & Corporate Office: P. B No.9, Dhanalakshmi Buildings,
Naickanal, Thrissur – 680 001
CIN: L65191KL1927PLC000307

UNAUDITED FINANCIAL RESULTS FOR THE QUARTER AND HALF YEAR ENDED SEPTEMBER 30, 2018


(Rs in Lakh)

| Particulars | Quarter ended | | | Half year ended | | Year ended |
|---|---------------|--------------|--------------|-----------------|--------------|---------------|
| | 30-Sep-18 | 30-Jun-18 | 30-Sep-17 | 30-Sep-18 | 30-Sep-17 | 31-Mar-18 |
| | Unaudited | Unaudited | Unaudited | Unaudited | Unaudited | Audited |
| 1. Interest earned (a)+(b)+(c)+(d) | 24464 | 23992 | 25916 | 48456 | 51846 | 101332 |
| (a) Interest/discount on advances/bills | 15605 | 15552 | 17829 | 31157 | 36017 | 69222 |
| (b) Income on investments | 8174 | 7728 | 7368 | 15902 | 14337 | 29243 |
| (c) Interest on balances with Reserve Bank of India and other interbank funds | 243 | 244 | 259 | 487 | 581 | 1061 |
| (d) Others | 443 | 467 | 460 | 910 | 911 | 1806 |
| 2. Other income | (1792) | 1645 | 2314 | (147) | 5109 | 10247 |
| 3. Total Income (1 + 2) | 22673 | 25636 | 28230 | 48309 | 56955 | 111579 |
| 4. Interest expended | 15721 | 15878 | 16823 | 31599 | 34212 | 66752 |
| 5. Operating expenses (a) + (b) | 7555 | 7757 | 8415 | 15312 | 17087 | 30209 |
| (a) Employees cost | 4229 | 4286 | 4629 | 8515 | 9599 | 16358 |
| (b) Other operating expenses | 3327 | 3470 | 3785 | 6797 | 7488 | 13851 |
| 6. Total Expenditure (4+5) (excluding provisions and contingencies) | 23277 | 23634 | 25238 | 46911 | 51299 | 96961 |
| 7. Operating Profit(+)/Loss(-) before provisions and contingencies (3-6) | (604) | 2002 | 2992 | 1398 | 5656 | 14618 |
| 8. Provisions (other than tax) and Contingencies | (1819) | 6501 | 2387 | 4682 | 4253 | 17105 |
| 9. Exceptional items | - | - | - | - | - | - |



| | | | | | | |
|--|---------|---------|--------|---------|--------|---------|
| 10. Profit (+)/Loss (-) from Ordinary Activities before tax (7-8-9) | 1215 | (4499) | 606 | (3284) | 1403 | (2487) |
| 11. Tax expense | - | - | - | - | - | - |
| 12. Net Profit(+)/Loss (-) from Ordinary Activities after tax (10-11) | 1215 | (4499) | 606 | (3284) | 1403 | (2487) |
| 13. Extraordinary items (net of tax expense) | - | - | - | - | - | - |
| 14. Net Profit (+)/Loss (-) for the period (12-13) | 1215 | (4499) | 606 | (3284) | 1403 | (2487) |
| 15. Paid-up equity share capital (Face value Rs.10) | 25301 | 25301 | 25301 | 25301 | 25301 | 25301 |
| 16. Reserves excluding Revaluation Reserves(as per balance sheet of previous accounting year) | | | | | | 35623 |
| 17. Analytical Ratios | | | | | | |
| (i) Percentage of share holding of Government of India | Nil | Nil | Nil | Nil | Nil | Nil |
| (ii) Capital Adequacy Ratio as per Basel III | 14.16% | 13.07% | 11.62% | 14.16% | 11.62% | 13.87% |
| (iii) Earnings Per Share(EPS) in Rupees | | | | | | |
| -Basic EPS (Before and after Extra ordinary items) | 0.48* | (1.78)* | 0.24* | (1.30)* | 0.55* | (0.98) |
| -Diluted EPS (Before and after Extra ordinary items) | 0.48* | (1.78)* | 0.24* | (1.30)* | 0.55* | (0.98) |
| (iv) NPA Ratios | | | | | | |
| - Gross NPA | 48874 | 53105 | 38916 | 48874 | 38916 | 46930 |
| - Net NPA | 17354 | 21284 | 22805 | 17354 | 22805 | 19465 |
| - % of Gross NPA | 7.81% | 8.94% | 6.11% | 7.81% | 6.11% | 7.35% |
| - % of Net NPA | 2.92% | 3.79% | 3.67% | 2.92% | 3.67% | 3.19% |
| (v) Return on Assets (average) - (Annualized) | (0.55%) | (1.50%) | 0.23% | (0.55%) | 0.23% | (0.20%) |

*Not Annualized





SEGMENTWISE RESULTS

Part A: Business Segments

(Rs in Lakh)

| Particulars | Quarter ended | | | Half year ended | | Year ended |
|--|----------------|----------------|----------------|-----------------|----------------|----------------|
| | 30-Sep-18 | 30-Jun-18 | 30-Sep-17 | 30-Sep-18 | 30-Sep-17 | 31-Mar-18 |
| | Unaudited | Unaudited | Unaudited | Unaudited | Unaudited | Audited |
| 1. Segment Revenue | | | | | | |
| (a) Treasury | 4795 | 8057 | 8043 | 12852 | 16291 | 31916 |
| (b) Retail Banking | 11701 | 8903 | 9971 | 20604 | 18831 | 36426 |
| (c) Corporate/ Wholesale Banking | 6177 | 8676 | 10215 | 14853 | 21833 | 43237 |
| (d) Other Banking Operations | - | - | - | - | - | - |
| (e) Unallocated | - | - | - | - | - | - |
| Total Revenue | 22673 | 25636 | 28229 | 48309 | 56955 | 111579 |
| Less: Inter-Segment Revenue | - | - | - | - | - | - |
| Income from Operations | 22673 | 25636 | 28229 | 48309 | 56955 | 111579 |
| 2. Segment Results(Net of Provisions) | | | | | | |
| (a) Treasury | (1057) | 1273 | 1465 | 216 | 2873 | 4949 |
| (b) Retail Banking | 723 | 837 | 1238 | 1560 | 2319 | 6742 |
| (c) Corporate/ Wholesale Banking | (271) | (108) | 290 | (378) | 464 | 2927 |
| (d) Other Banking Operations | - | - | - | - | - | - |
| (e) Unallocated | - | - | - | - | - | - |
| Total | (604) | 2002 | 2993 | 1398 | 5656 | 14618 |
| Less :(i) Interest | - | - | - | - | - | - |
| (ii) Other Un-allocable Expenditure net-off | (1819) | 6501 | 2387 | 4682 | 4253 | 17105 |
| (iii) Un-allocable income | - | - | - | - | - | - |
| Profit (+)/Loss(-) before tax | 1215 | (4499) | 606 | (3284) | 1403 | (2487) |
| 3. Segment Assets | | | | | | |
| (a) Treasury | 480460 | 515956 | 477586 | 480460 | 477586 | 492598 |
| (b) Retail Banking | 394546 | 326541 | 320145 | 394546 | 320145 | 309365 |
| (c) Corporate/ Wholesale Banking | 315537 | 355600 | 414300 | 315537 | 414300 | 420098 |
| (d) Other Banking Operations | - | - | - | - | - | - |
| (e) Unallocated | 6612 | 6610 | 6547 | 6612 | 6547 | 6586 |
| Total | 1197155 | 1204707 | 1218578 | 1197155 | 1218578 | 1228647 |



| | | | | | | |
|--|----------------|----------------|----------------|----------------|----------------|----------------|
| 4. Segment Liabilities | | | | | | |
| (a) Treasury | 443910 | 483121 | 448650 | 443910 | 448650 | 459972 |
| (b) Retail Banking | 378710 | 311802 | 301247 | 378710 | 301247 | 294210 |
| (c) Corporate/ Wholesale Banking | 302872 | 339337 | 389845 | 302872 | 389845 | 399518 |
| (d) Other Banking Operations | - | - | - | - | - | - |
| (e) Unallocated | - | - | - | - | - | - |
| Total | 1125492 | 1134260 | 1139742 | 1125492 | 1139742 | 1153700 |
| 5. Capital Employed (Segment Assets- Segment Liabilities) | | | | | | |
| (a) Treasury | 36550 | 32835 | 28936 | 36550 | 28936 | 32626 |
| (b) Retail Banking | 15836 | 14739 | 18898 | 15836 | 18898 | 15155 |
| (c) Corporate/ Wholesale Banking | 12665 | 16263 | 24455 | 12665 | 24455 | 20580 |
| (d) Other Banking Operations | - | - | - | - | - | - |
| (e) Unallocated | 6612 | 6610 | 6547 | 6612 | 6547 | 6586 |
| Total | 71663 | 70447 | 78836 | 71663 | 78836 | 74947 |

Business Segments have been identified and reported taking into account the target customer profile, the nature of products and services, the differing risks and returns, the organization structure, the internal business reporting system and the guidelines prescribed by Reserve Bank of India.

Part B: Geographical segments



The Bank has only the domestic geographic segment.

Notes

1. Statement of Assets and Liabilities as on 30th September 2018:

(Rs. In Lakh)

| Particulars | 30.09.2018 | 30.09.2017 | 31.03.2018 |
|---|----------------|----------------|----------------|
| | Unaudited | Unaudited | Audited |
| Capital and Liabilities | | | |
| Capital | 25301 | 25301 | 25301 |
| Reserves and Surplus | 46361 | 53535 | 49645 |
| Deposits | 1081678 | 1099847 | 1091967 |
| Borrowings | 20140 | 14520 | 39217 |
| Other Liabilities and Provisions | 23674 | 25374 | 22516 |
| Total | 1197154 | 1218578 | 1228646 |
| Assets | | | |
| Cash and Balances with Reserve Bank of India | 60800 | 56025 | 60285 |
| Balances with Bank and Money at Call and Short Notice | 19783 | 17401 | 26876 |
| Investments | 432146 | 435449 | 436460 |
| Advances | 594057 | 620724 | 611049 |
| Fixed Assets | 20063 | 20593 | 20376 |
| Other Assets | 70305 | 68386 | 73600 |
| Total | 1197154 | 1218578 | 1228646 |



2. The above unaudited financial results for the quarter and half year ended 30th September 2018 were reviewed by the Audit Committee and recommended for approval to and approved by the Board of Directors at its meeting held on November 02, 2018. These Results have been subjected to "Limited Review" by the Statutory Auditors of the Bank and an unqualified report has been issued by them.
3. The working results for the quarter and half year ended 30th September, 2018 have been arrived at after making provision for tax, if any, and other usual and necessary provisions, provisions for Non-Performing Assets, Standard Assets, restructured advances, exposures to entities with un-hedged foreign currency exposure, additional provision for stressed sectors, Non-Performing Investments and Depreciation on Investments as per the guidelines and prudential norms issued by the Reserve Bank of India.
4. The Bank has followed the same significant accounting policies in the preparation of quarterly financial results as those followed in the annual financial statements for the year ended 31st March 2018.
5. In terms of RBI circular no. FMRD.DIRD.10/14.03.002/2015-16 dated 19th May, 2016, repo and reverse repo transactions with RBI under LAF/MSF are accounted for as borrowing and lending respectively as against the earlier practice of including the same under Investments.
6. In accordance with RBI circular DBR No BP.BC.1/21.06.201/2015-16 dated 1st July 2015 banks are required to make quarterly Pillar 3 disclosures under Basel III Capital Regulations. The Bank has made these disclosures which are available in its website at the following link: http://www.dhanbank.com/investor_relations/inv_base1.aspx. These disclosures have not been subjected to Review by the Statutory Auditors.
7. The existing Deferred Tax Assets (DTA) of Rs.3706 lakh was reviewed and a conservative view has been taken to retain the same.
8. Other Income includes fees earned from services to customers, commission from non-fund based banking activities, earnings from foreign exchange transactions, selling of third party products, profit /loss on sale of investments (Net) and recoveries from written off accounts.
9. Investor complaints – Pending at the beginning of the quarter – Nil
Received during the quarter – Nil
Disposed during the quarter – Nil
Unresolved at the end of quarter – Nil
10. Provision Coverage Ratio as on 30-09-2018 is 82.50 %.
11. The figures for the previous period have been re-grouped/re-arranged wherever necessary to conform to the current period's classification.

By Order of the Board

Place: Thrissur

Date: 02nd November, 2018


(T. Latha)

Managing Director & CEO
(DIN: 07491803)

