

DHANLAXMI BANK LIMITED.

Registered & Corporate Office: P. B No.9, Dhanalakshmi Buildings,


Naickanal, Thrissur – 680 001

CIN: L65191KL1927PLC000307

AUDITED FINANCIAL RESULTS FOR THE QUARTER AND YEAR ENDED MARCH 31, 2019

(Rs in Lakh)

Particulars	Quarter ended			Year ended	
	31-Mar-19	31-Dec-18	31-Mar-18	31-Mar-19	31-Mar-18
	Audited#	Unaudited	Audited#	Audited	Audited
1. Interest earned (a)+(b)+(c)+(d)	24184	24508	24644	97149	101332
(a) Interest/discount on advances/bills	15947	16299	16377	63403	69222
(b) Income on investments	7477	7504	7589	30883	29243
(c) Interest on balances with Reserve Bank of India and other interbank funds	373	305	228	1164	1061
(d) Others	387	401	450	1699	1806
2. Other income	2713	2707	2970	5273	10247
3.Total Income (1 + 2)	26897	27216	27614	102422	111579
4. Interest expended	15485	15387	16072	62472	66752
5. Operating expenses (a) + (b)	7024	8122	5246	30458	30209
(a) Employees cost	3295	4332	2356	16143	16358
(b) Other operating expenses	3729	3790	2890	14315	13851
6. Total Expenditure (4+5) (excluding provisions and contingencies)	22509	23509	21318	92930	96961
7. Operating Profit(+)/Loss(-) before provisions and contingencies (3-6)	4388	3707	6296	9493	14618
8. Provisions (other than tax) and Contingencies	1627	2017	8012	8326	17105
9. Exceptional items	-	-	-	-	-
10. Profit (+)/Loss (-) from Ordinary Activities before tax (7-8-9)	2761	1690	(1716)	1167	(2487)
11. Tax expense	-	-	-	-	-
12. Net Profit(+)/Loss (-) from Ordinary Activities after tax (10-11)	2761	1690	(1716)	1167	(2487)
13. Extraordinary items (net of tax expense)	-	-	-	-	-
14. Net Profit (+)/Loss (-) for the period (12-13)	2761	1690	(1716)	1167	(2487)
15. Paid-up equity share capital (Face value Rs.10)	25301	25301	25301	25301	25301
16. Reserves excluding Revaluation Reserves(as per balance sheet of previous accounting year)				36844	35623



Total	1179889	1190646	1228647	1179889	1228647
4. Segment Liabilities					
(a) Treasury	401433	433275	459972	401433	459972
(b) Retail Banking	350750	327098	294210	350750	294210
(c) Corporate/ Wholesale Banking	351593	356921	399518	351593	399518
(d) Other Banking Operations	-	-	-	-	-
(e) Unallocated	-	-	-	-	-
Total	1103776	1117294	1153700	1103776	1153700
5. Capital Employed (Segment Assets- Segment Liabilities)					
(a) Treasury	30056	40509	32626	30056	32626
(b) Retail Banking	18760	12532	15155	18760	15155
(c) Corporate/ Wholesale Banking	18805	13675	20580	18805	20580
(d) Other Banking Operations	-	-	-	-	-
(e) Unallocated	8492	6636	6586	8492	6586
Total	76113	73352	74947	76113	74947

#Refer Note 15

Business Segments have been identified and reported taking into account the target customer profile the nature of products and services the differing risks and returns the organization structure the internal business reporting system and the guidelines prescribed by Reserve Bank of India.

Part B: Geographical segments

The Bank has only the domestic geographic segment.



Notes

1. Statement of Assets and Liabilities as on March 31, 2019 is given below;


Rs. In Lakh

Particulars	As on 31.03.2019 (Audited)	As on 31.03.2018 (Audited)
Capital and Liabilities		
Capital	25301	25301
Reserve and Surplus	50812	49645
Deposits	1060332	1091967
Borrowings	20040	39217
Other Liabilities and Provisions	23404	22516
Total	1179889	1228646
Assets		
Cash and Balances with Reserve Bank of India	55744	60285
Balances with Banks and Money at call and Short Notice	6584	26876
Investments	403670	436460
Advances	628928	611049
Fixed Assets	20202	20376
Other Assets	64760	73600
Total	1179889	1228646

2. The above audited financial results for the quarter and year ended 31st March 2019 were reviewed by the Audit Committee of the Board and recommended for approval to the Board of Directors and the Board of Directors approved the same at its meeting held on May 08, 2019. These Results have been subjected to "Audit" by the Statutory Central Auditors of the Bank.



3. The working results for the quarter and year ended 31st March, 2019 have been arrived at after making provision for tax, if any, and other usual and necessary provisions, provisions for Non-Performing Assets, Standard Assets, restructured advances, exposures to entities with un-hedged foreign currency exposure, additional provision for stressed sectors, Non-Performing Investments and Depreciation on Investments as per the guidelines and prudential norms issued by the Reserve Bank of India.
4. There has been no change in the accounting policies followed during the quarter and year ended 31st March 2019 as compared to those followed in the preceding financial year ended 31st March 2018.
5. In terms of RBI circular no. FMRD.DIRD.10/14.03.002/2015-16 dated 19th May, 2016, repo and reverse repo transactions with RBI under LAF/MSF are accounted for as borrowing and lending respectively as against the earlier practice of including the same under Investments. Previous period figures have been regrouped and reclassified to conform to current period's classification. The aforesaid change has no impact on the profit /(loss) of the bank for the period presented.
6. In accordance with RBI circular DBR No BP.BC.1/21.06.201/2015-16 dated 1st July 2015 banks are required to make quarterly Pillar 3 disclosures under Basel III Capital Regulations. The Bank has made these disclosures which are available in its website at the following link: http://www.dhanbank.com/investor_relations/inv_basel.aspx. These disclosures have not been subjected to Review by the Statutory Auditors.
7. The divergence observed by the RBI for the financial year 2017-18 in respect of the Bank's asset classification and provisioning under the extant prudential norms on income recognition, asset classification and provisioning does not exceed the limits specified under RBI Circular DBR.BP.BC.No.63/21.04.018/2016-177 dated April 18, 2017 and DBR.BP.BC.No.32/21.04.018/2018-19 dated April 1, 2019 on "Divergence in the asset classification and provisioning".
8. Ministry of Labour and Employment, Government, Government of India on March 29, 2018 has enhanced the gratuity ceiling to an employee under Payment of Gratuity Act, 1972 to Rs.20 Lakh from earlier limit of Rs.10 Lakh. This change has resulted in an incremental gratuity liability amounting to Rs. 761 Lakh. As per the RBI circular DBR. BP.BC.9730/21.04.018/2017-18 dated April 27, 2018, the Bank has an option to spread the impact of change in gratuity ceiling over four quarters beginning with the quarter ended March 31, 2018. The Bank has not availed this option and the full incremental liability of Rs.761 lakh has been charged to the profit and loss account for the quarter and year ended March 31, 2018
9. RBI Circular DBR. No.BP.BC.102/21.04.048/2017-18 dated April 02, 2018 grants banks an option to spread the provisioning for mark to market losses on investments held in AFS and HFT for the quarters ended December 31, 2017 and March 31, 2018. The circular states that the provisioning for each of these quarters may be spread equally over up to four quarters, commencing with the quarter in which the loss was incurred. The Bank has not availed this option and recognized the entire mark to market loss on investments of Rs.1981 lakh in the respective quarters in the previous year.
10. In respect of a Gems and Jewellery borrower, where fraud was declared by some banks, the Bank has declared it as fraud and fully provided for the entire funded exposure of Rs.5000 lakh in the quarter ended 31.03.2018.
11. The existing Deferred Tax Assets (DTA) of Rs.3706 lakh was reviewed and a conservative view has been taken to retain the same.
12. Other Income includes fees earned from services to customers commission from non-fund based banking activities earnings from foreign exchange transactions selling of third party products profit /loss on sale of investments (Net) and recoveries from written off accounts.



13. Investor complaints – Pending at the beginning of the quarter – Nil
Received during the quarter – 1
Disposed during the quarter – 1
Unresolved at the end of quarter – Nil
14. Provision coverage ratio as on 31-03-2019 is 84.72 %.
15. Figures for the last quarter in each of the years are the balancing figures between the audited figures in respect of full financial year and the published year to date figures up to the end of the third quarter of the respective financial year which was subjected to limited review.
16. The figures for the previous period have been re-grouped/re-arranged wherever necessary to conform to the current period's classification.

Place: Thrissur
Date: 08th May 2019

By Order of the Board


(P. Latha)

Managing Director & CEO
(DIN: 07491803)

